



Professional production of medical devices

The world's best luxury brand

MTS[®]

Cosmetic Absorption Skin Stimulator



CLR CBR025 CSR010 MR200 MR150 MR100 MR070 MR050 MR030 MR025

Drug absorption skin stimulator
(Medical devices)



Cosmetic Absorption
Skin Stimulator

Just tap the bottom of the container
during use The spray amount is automatically
adjusted and convenient..



The amazing absorbency that penetrates deep into your skin Now feel yourself



Any kind of vials head size are compatible
and convenient to use.

Outer Head size
You can freely use
12mm to 20mm sizes.



Daon Medical

brian@daonmedical.co.kr



**360 degree
rotating head with
independently
moving discs.**

**60 needles per disc,
ten discs per roller.
One-piece, medical
grade stainless with
Gamma sterilization.**

**Slide down to
remove / replace
head.**

**Sturdy handle
that is also sterilized.**

**Look for the DTS®
logo on the handle.
Cheap imitations are
simply not worth the
risk.**





Head rotates 360 degrees allowing for much better coverage of the entire face.

It also helps reduce pain to near zero because you do not have to lift the roller off your skin.



Production Facilities



Sterile Area



Show Room



Laboratory




Measuring Room



Bonded Warehouse



Chemical Lab



DTS Meso roller is Practical in Many Way




DTS® Meso Roller



You will be satisfied with your collagen regeneration and anti-aging using our newly introduced technology!

DTS® Meso Rolling is a procedure which stimulates the skin to produce new collagen formation, thereby reducing wrinkles and improving skin texture.

DTS® is composed of micro needle discs and all components are sterile and skin friendly with no known negative side effects. It is effective in slowing skin aging and helping skin cell revitalization.




DTS® is a unique device that significantly enhances the effectiveness of the Meso Therapy System. 600 medical grade stainless steel micro points painlessly delivers active ingredients into the skin, providing for maximum effectiveness of stimulating the skin's natural renewal process.

The principle of DTS®, equipped with 600 sterile, non-toxic “micro needles” is that when they are applied to the skin, they create channels at just the right depth into the dermis. The surface of the skin is the main obstruction to the penetration of the skin care products.



Once the needles penetrate, the active ingredients of the skin care products can be delivered to the right area up to 400% more effectively than by applying the products topically.

Painlessly Remove Wrinkles



Before

After





DTS® Genuine Disc Needle Rollers

For best and safest results, only go with rollers from dtsrollers.com!

Total Skin Rejuvenation

Lifting

Large Pores

Wrinkle Reduction

Skin Tone & Texture



The result of DTS Treatment

Before



After



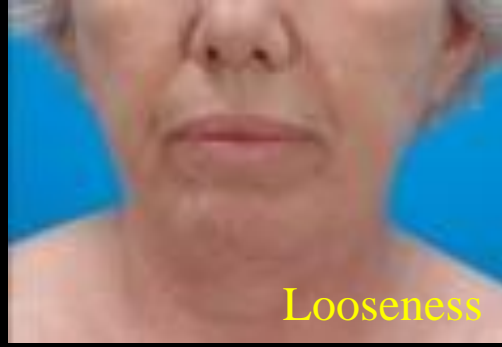
5 weeks Later



Crow's Feet



Large Pores



Looseness



Acne Scars



Pigmentation



Stretch Marks



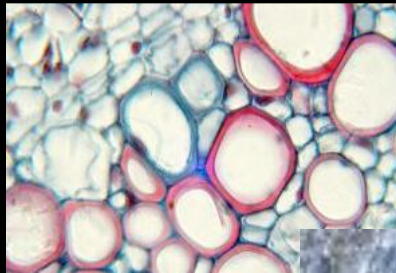
Hair Loss



Scarring

**ALWAYS CONSULT YOUR
DERMATOLOGIST BEFORE
STARTING ANY TREATMENT.**

Natural Healing



No artificial stiffness or burden to the skin.

Skin cells (collagen) naturally regenerates.

Accelerates Natural Healing

A New Concept in Skin Regeneration



MTS® Meso Rollers




Patented 'cushion' effect, seen above as the colored base,
Reduces pain level to zero.

Compared to laser surgery, our meso rollers have consistently proven
less expensive and more effective—especially in
treating large pores, scars, and wrinkles.

Minimum Stimulus – Maximum Effect

Using our unique, 600-needle roller, the procedure quickly raises absorption rates without any damage to the skin or known negative side effects.



Needles penetrate
Only enough to
Deliver the medicine.
No injuries.

DTS® Meso Roller Skin Penetration Demonstration



When applied to the skin topically, the absorption rate is only around 0.3%.



After using our roller (one swipe), the absorption rate is 40 time faster. It is the same with skin.

- Safe, Immediate, and Effective Delivery.
 - 4000% better absorption.
- Stimulates Collagen to naturally regenerate on its own.

Absorption demonstration using a potato. Skin top layer is similar in thickness to human skin. Note how quickly the dye gets absorbed and spreads.



Note the effectiveness of solution absorption after just minutes.



Absorption Demonstration (Cont.)

Roll once, apply solution, and brush on solution.






30 seconds

1 minute later

2 minutes

3 minutes

5 minutes



Results

One swipe of the roller



Solution totally absorbed



- Summary

- Solution Coating B base (Aldrich) 0.005M
- Conditions: each sample: cm² 1000ul
- Size: 100x100mm
- Egg, potato skins
- Disk needling : 1 swipe. Solution applied after five minutes.


In both cases the solution was totally absorbed within five minutes.



Comparison Chart

Class	DTS® Roller	MTS (Imitation Rollers)	Comparison
Number of Needles	600	192	Greater coverage – Less painful
Needle Thickness	0.15mm	0.25~0.3mm	Approx. ½ as thick - Less painful
Needles made of:	SUS 304H One piece construction – medical grade stainless	SUS 304 Wire type, individual, bonded with adhesives	Wire type can dislodge into your skin. Adhesives are toxic.
Disc Type	One piece – no adhesives	Needles are glued to a disc	DTS® Far Safer
Injury (Scratching)	Does not occur	May occur	DTS® Far Safer
Pain Level	Minimal	Severe	DTS® Far Less Painful
Redness / Blood Seepage	1/2 to 1 Day	1 to 2 days	Half the time
Chemical Adhesives	None	Utilized	DTS® Far Safer
Roller Head Rotation	360 degrees	Does not rotate	DTS® Far Less Painful


Visual Comparison



Needles glued in the disc

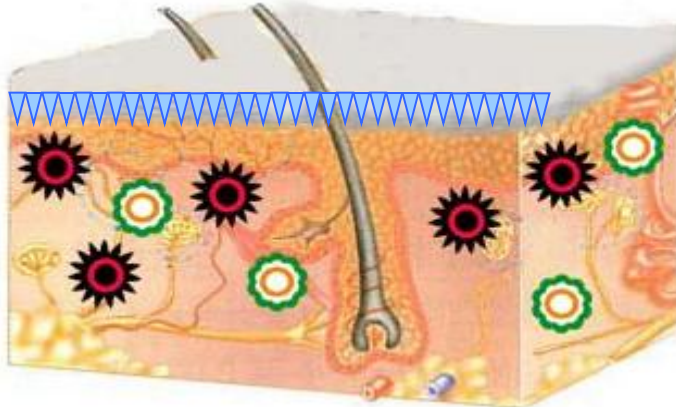


One-piece, medical grade stainless steel




Summary of Features

MTS ®		Imitations
To the exact level	Skin Penetration	Goes past the level
No traces	Skin Marks	Visible perforations
600 fine needles	Needle Density	Less than 200 loose needles
One half day	Residual Pain	More than two days
None	Side Effects	Toxic chemical adhesives / needle detachment
No lingering pain	Pain Management	Pain difficult to treat

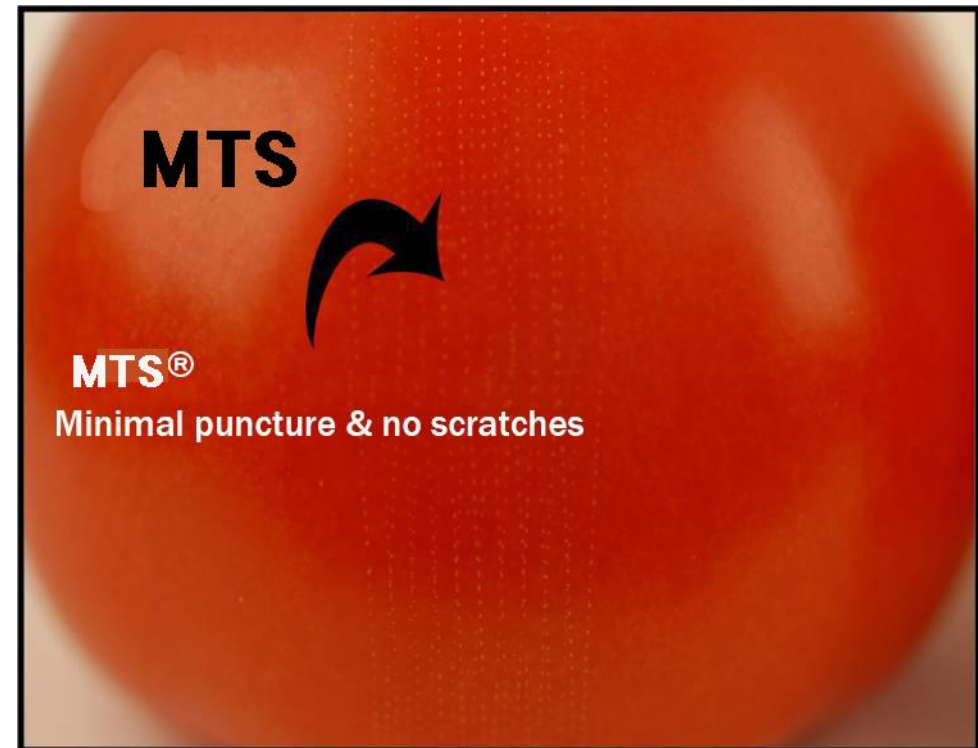


0.25m Fine Needles



0.5m or larger- loose needles


Roller Effect Comparison



Large, irregular perforations

Fine and uniform perforations

Roller Effect Comparison (Cont.)

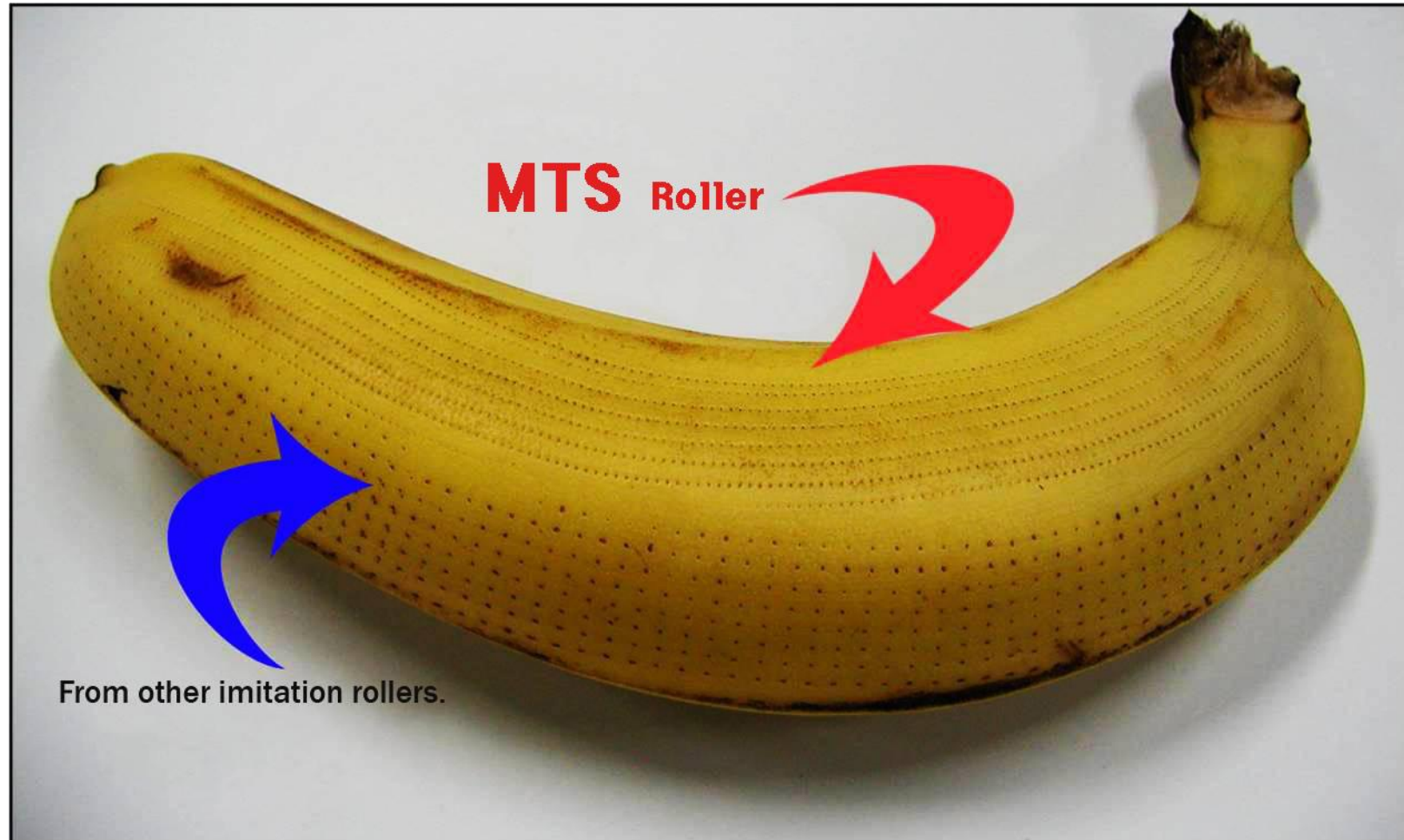


The damage is evident.



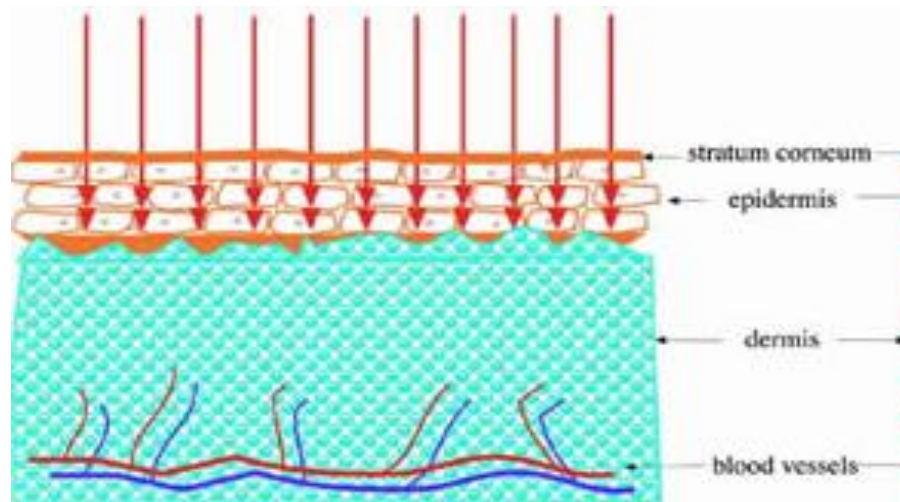
No damage, large holes, or scratching.

MTS is obviously superior!

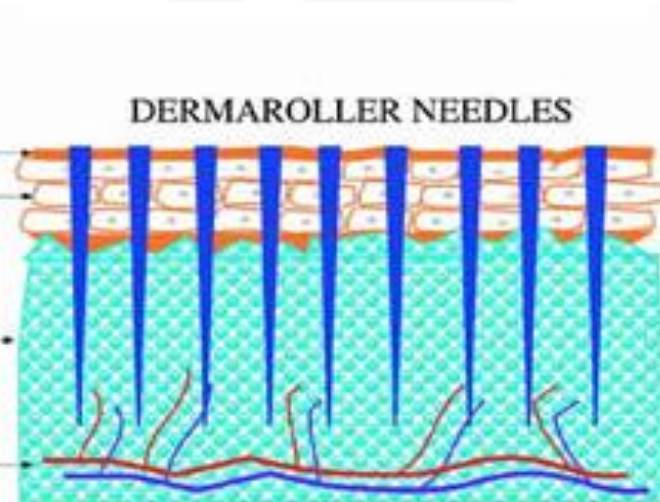


Laser Surgery vs. Meso Roller

Laser Surgery



DTS® Meso Roller



Laser beam slightly reflected by sweat evaporation.

Effect

Fine punctures allow full entry of solution.

2nd degree burns and severe damage

After

No injury and full absorption

Only one thin layer of collagen grows.

Reproduction

A collagen layer grows and can be repeated.

Spots, Wrinkles, and Pigmentation



1 week



3 weeks



6 weeks



9 weeks



12 weeks

- Age : 52
- Skin problems: **Acne scars, wrinkles, pigmentation**
- Treatment period : 12 weeks (**once per week for 3 months.**)
- Effects: scars, wrinkles and pigmentation greatly reduced.

Clinical Cases

Before



Week 1



After



Week 12



Clinical Cases

Before



Week 1

After



Week 12

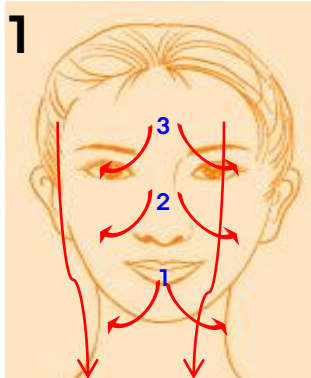


Pre-Rolling Face Massage



Massage Steps

Pre-rolling massage gently stimulates circulation and increases effectiveness of the program.



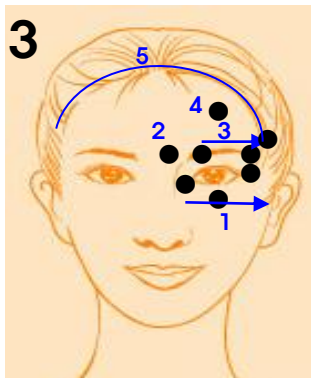
Middle (1)

With two fingers gently pat - swipe downwards and outwards starting just below the lips. Motion as shown, two or three times. Follow suit on the bridge of the nose, and finally, the forehead.



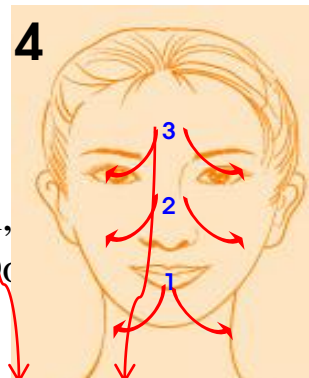
Lower Quadrants

Start with your fingertips at the black dots and use a tapping / massaging motion –every five seconds, working your way up to the ear as shown. Do this for both sides.



Upper Quadrants

Very gently start at '1' and use an outward and gentle pressing motion, following the dots to the hairline. Do this for both sides.



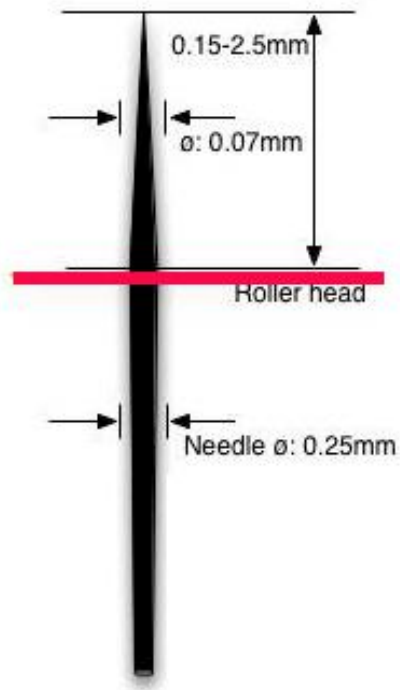
Middle (2)

As in number (1) above, do this again making sure to fully address below the chin.

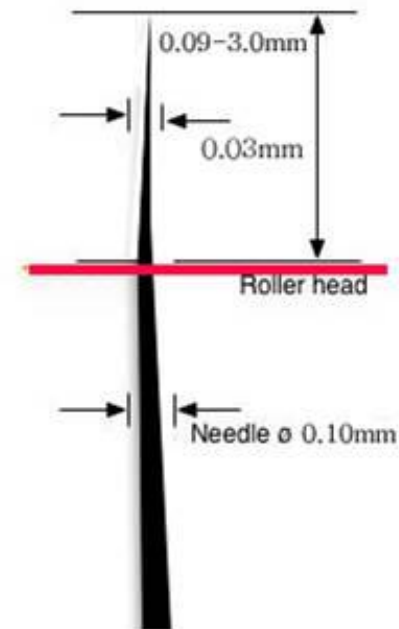
Needle tip comparison

Needle Appearance

Needle type



MTS Needle Appearance



Instruction Manual



How to use

► Step 1

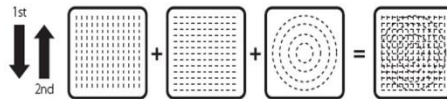
Cleanse your face and hands.
Deep cleansing or skin scrubbing maximizes the effect of disk needling.

► Step 2

Massage your face with a massage roller.
Maximize needling effects by relieving stress on your skin and muscle.
* You can skip Step 2 if you do not have a massage head.

► Step 3

Start rolling.
Hold the body, place the roller on the treatment area and roll twice in each direction.
Avoid areas around the eyes and mouth as well as thin skin.
Do not apply excessive pressure on your skin.
Skin treatment should last from 5 to 10 minutes, 2 times a week.
When treating curved areas such as your cheek and chin, push up the DNC logo to rotate the head. Rotating the head by 360° makes treatment more convenient and easier.



► Step 4

Apply cosmetics or medicine if needed.
Leave them on your skin for about 5 to 10 minutes for deep absorption into your skin through multiple holes.

► Step 5

Soothe and calm your skin.
Apply a pack, facial mask or moisturizer on the treated area for soothing, cooling and calming.
If you have a cooling head, roll it over the treated area for about 10 minutes.
* To maximize the effects, place the cooling head in the freezer for 10 to 20 minutes prior to use.

► Step 6

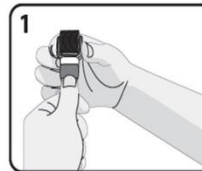
After the treatment:
Apply sun block cream and avoid exposure to strong UV and artificial heat, such as sauna.

After the treatment

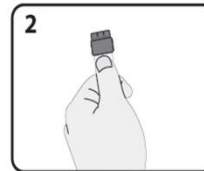
- Flush or tingling on the skin that you may experience after rolling will be gone in two or three days.
- Constantly apply moisturizer if you feel dryness on your skin.
- If you see any hypersensitive reaction, please stop the treatment immediately and consult a doctor.
- Conditions after treatment may vary.

Tip

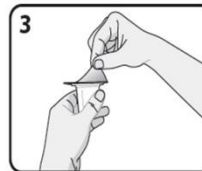
► How to replace the head



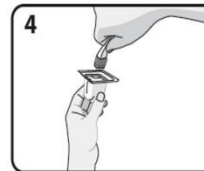
Hold the body tightly and pull out the head.



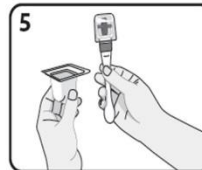
The head will be detached from the body.



Unseal the refill head.

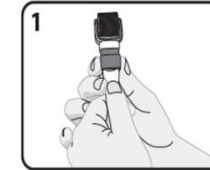


Attach the head to the body.

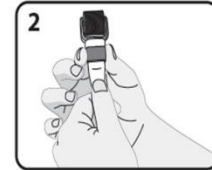


Make sure the head is properly connected to the body.

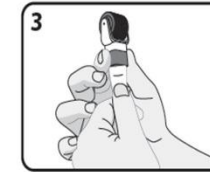
► How to fix or rotate the head:



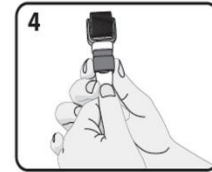
Hold the body with one hand, and hold the DNC logo with the thumb and the index finger of your other hand.



To rotate the head, push the logo upward.



The head will be rotated



To fix the head, pull the logo downward.


Specification

Head Type	Length	Purpose	Remark
Head Type	0.25mm	Home	Replaceable head medical stainless steel
	0.5mm		
	1.0mm	Professional	
	1.5mm		
	2.0mm		
Massage	N/A	All	etc
Cooling	N/A	All	etc

MTS® vs. Cheap Imitations



Other needle VS MTS needle



Structure of general needle



MTS disk needle




Needle type vs. Disk Needle type

Genuine Rollers by MTS have heads that rotate 360degrees

Having a head that pivots gives you a much more comfortable and pain-free experience. You are able to move in any direction you like without lifting the head off your skin. This provides for wider, and more efficient coverage.

Other needle VS MTS needle

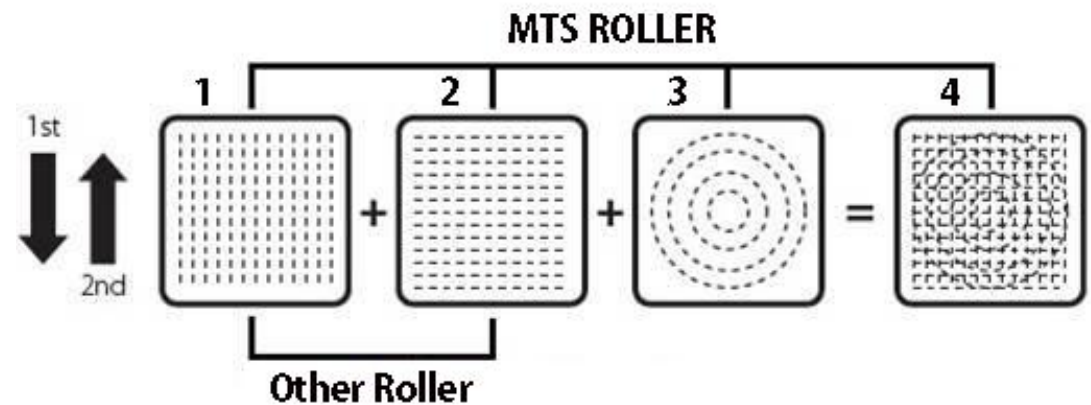


Structure of general needle



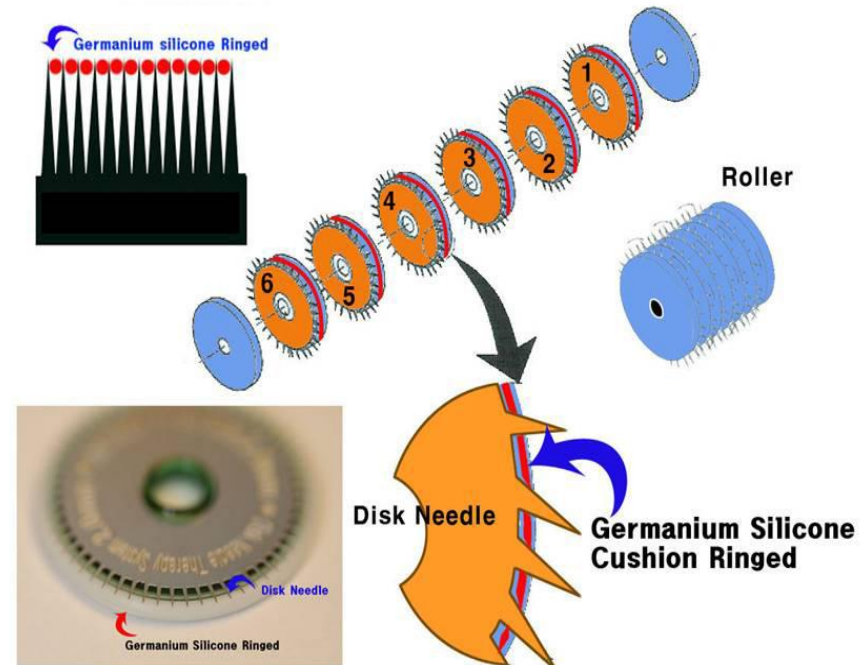
MTS disk needle

To rotate the head, pull up on the blue DTS logo and rotate into 'free' mode. Imitation rollers do not have this capability. Always go with the safest and most efficient rollers from Rollers Co., LTD.



Cushion Needle Roller(CBR)

Cushion Disk Needle Construction





Medical Grade Stainless Steel Disc - 60 needles

Cushion Roller Head Construction



Designed to absorb shock and ease pain.





Certificates

WORLD CE



WORLD CE




ISO13485




USA FDA




KOREA FDA



KOREA FDA



KGMP



EU CE

